



Practical Car Sun Shade System

The Side Window Shades provide much-needed shade for driver and passenger(s) when the sun is beating in through the side windows. It cuts out the dazzle and helps to keep you cool.

The shade fixes to the frame of the vehicle body, above the side window. It rests flat against the roof lining of the car and is flipped down when required to make a sun shade. When no longer needed, it flips back up again.

It's very simple, quick to deploy and does the job.



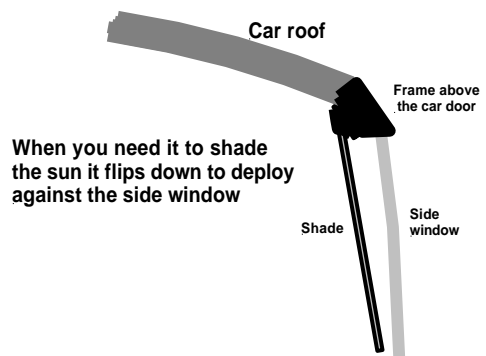
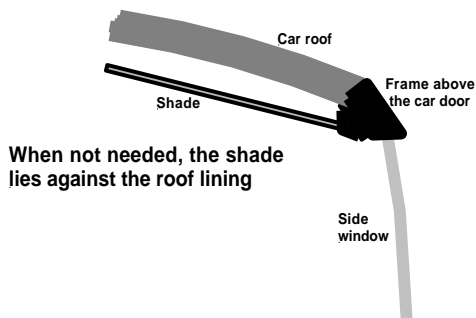
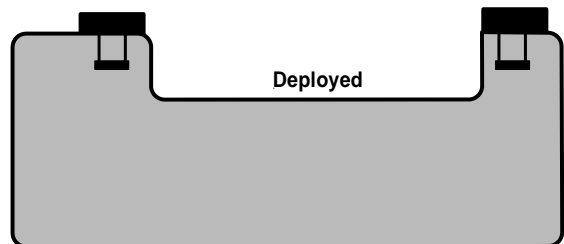
Stored flat against roof lining





Flipped down and in use



Adhesive velcro pads fix the shade to the frame above the car door



Left/right reversible.
End F should be closer to the front windscreen.
Flip the cam hinges to set for left hand/right hand fitting.



Simply Practical

From Ryder Towing Equipment Ltd., Alvanley Industrial Estate, Bredbury, Stockport, SK6 2DJ
0161 430 1120 www.rydertowing.co.uk